

COURSE GUIDE

BAWBURGH GOLF CLUB



BAWBURGH
GOLF CLUB

bawburgh.com | 01603 740404 | info@bawburgh.com





BAWBURGH
GOLF CLUB

more than just golf...

Glen Lodge provides the perfect venue for ;



Corporate Hospitality



Afternoon Tea



Beauty Treatments



Weekly Carvery Lunches



Weddings, Christenings & Anniversaries



Charity Events



Birthdays & Celebrations



Society & Social Lunches



Meetings & Conferences



Christmas & New Years Eve



Summer & Winter Balls



Quiz & Theme Nights

Contact events@bawburgh.com for more information



BAWBURGH
GOLF CLUB



NORFOLK
WEDDING
& EVENT VENUE



NORWICH FAMILY
GOLF CENTRE

Founded in 1979 by Alan Barnard a 9 hole golf course and driving range was created, 12 years later Alan and his wife Kate added a further 9 holes to make the 18 hole course and in 1994 a new clubhouse was built forming the venue of Glen Lodge.

In 2008 Easton 9 hole course was constructed and opened in 2010.

2011 marked Robert Barnard's vision of building the Norwich Family Golf Centre.

Bawburgh Golf Club has played a major role in development of golf in Norfolk and is now well established as one of Norfolk's top venues offering members and visitors 27 holes, a modern clubhouse and changing facilities, a driving range, putting and chipping greens, adventure golf and two well-stocked shops for all your golfing needs.

Our PGA Professionals are on hand for lessons and club fittings with all the top brands in our allocated teaching and fitting bays.



16th Green Trilby Tour Championship of Norfolk

Course Map

① 18 Hole Golf Course

① 9 Hole Golf Course



Key to Diagrams

1

Hole number, also showing par and yardage from each tee.

203
188
181
173

Driving distance from each tee to red arc.

318	●	4
303	●	4
296	●	4
288	●	4

147 Figures in black represent distance to the **Centre** of the green.

Black figures on green represent depth of green. Red figures represent additional information.



Trees



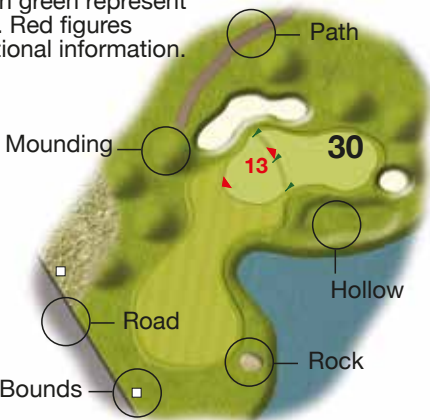
Bush



Gorse



Building Out of Bounds



Bridge



Wall



Fence



Slope



Bell



Next Tee



Yellow Penalty Area



Red Penalty Area



Marker Post



EAGLE

Unit 1 Clearway Court 139/141 Croydon Road Caterham Surrey CR3 6PF

t +44 (0) 1883 344244 f +44 (0) 1883 341777 e info@eagle.uk.com www.eagle.uk.com

© Copyright Eagle Promotions Ltd 2020

MKM NORWICH

Your local merchant for

KITCHENS & BATHROOMS

- > Save time with our Pre-Assembled "doors-on" kitchen units
- > FREE kitchen design service
- > Access to a wide range of appliances
- > Leading bathroom ranges
- > Unique designs
- > Wetwall from stock
- > Wide range of showers and enclosures

MKM NORWICH

VULCAN ROAD NORTH, NORWICH NR6 6AQ

01603 258 290 | mkmb.co.uk

FREE
LOCAL DELIVERY



Holden

driving satisfaction



RENAULT
Passion for life



HONDA

MyChoice



Est 1928

Holden Group

'A Family business'

22 Heigham Street, Norwich NR2 4TF

holdengroup.co.uk 01603 664411

1

318	●	4
303	●	4
296	●	4
288	●	4

Pro's Tip:

A mid to long iron down the right side of the fairway avoiding the hidden pond gives the perfect line into all flag positions, watch the sloping right to left green.



203
188
181
173

Green Details



2

136	●	3
123	●	3
111	●	3
111	●	3

122
109
97
97

5th Tee

17th Green

18th Tee

Pro's Tip:

A short to mid iron to a generous green, try to leave the approach beneath the pin to avoid a difficult putt. Watch your back spin!

Green Details



3

551	●	5
522	●	5
496	●	5
412	●	5

Pro's Tip:

A tough driving hole with O.O.B. left and right. A second shot ideally needs to be placed on the plateau avoiding the bunker left and steep slope to the right. The pitch shot remaining needs care with a big two tier green, distance control essential.



Pro's Tip:

A blind tee shot, ideally being placed left of the two hidden fairway bunkers, will leave a second shot with a long iron or fairway wood, avoiding the large deep bunker to the right and the overhanging tree on the left.

4

459	●	4
436	●	4
346	●	4
346	●	4



Green Details



5

557	●	5
531	●	5
521	●	5
456	●	5

Pro's Tip:

A generous driving hole but be aware of the O.O.B. on the left. A well placed second shot leaves a short iron to a narrow two tier green. Distance control is key.



248
222
212
147

Green Details

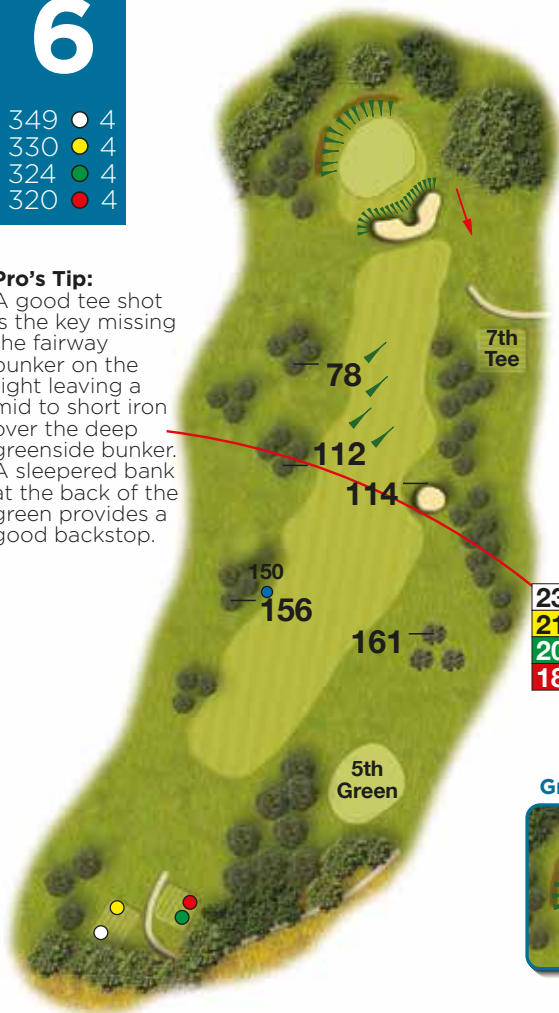


6

349 ● 4
330 ● 4
324 ● 4
320 ● 4

Pro's Tip:

A good tee shot is the key missing the fairway bunker on the right leaving a mid to short iron over the deep greenside bunker. A sleepered bank at the back of the green provides a good backstop.



7th Tee

78

112

114

150

156

161

5th Green

230
211
205
185

Green Details



7

186	●	3
177	●	3
164	●	3
164	●	3

171
162
149
149

Green Details



Winter Tee

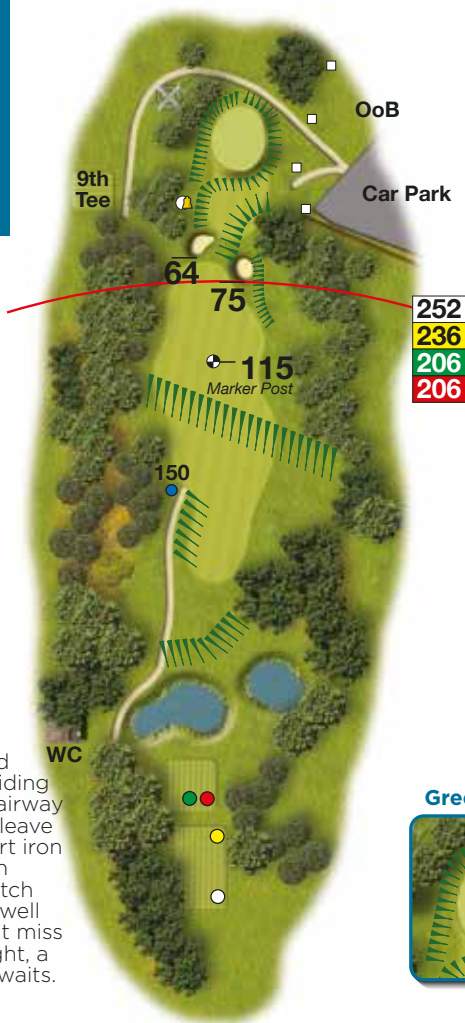


Pro's Tip:

A long iron required to a large green sloping towards the player and from right to left. A cautious approach is required as this is possibly the hardest green to putt on.

8

327	●	4
311	●	4
281	●	4
281	●	4



Pro's Tip:

A well placed tee shot avoiding the hidden fairway bunkers will leave a mid to short iron to a long thin green, the pitch needs to be well judged. Don't miss the green right, a tricky chip awaits.

Green Details



9


383	●	4
371	●	4
362	●	4
362	●	4

Pro's Tip:

A blind tee shot avoiding right and left fairway bunkers leaves a downhill second shot avoiding the right hand greenside bunker, a running shot usually gives better results here. Avoid going long.

263
251
242
242

Green Details



10

558	●	5
553	●	5
553	●	5
464	●	5

Pro's Tip:

A drive up the left shortens this very long hole. The corner of the dog-leg left can be cut but only with a very good second. The best approach leaving the full length of green to pitch at is from the right.

17th Tee

9th Tee

Safety Fence

82

111

128

183

150

292
287
287
198

Green Details



11

381	●	4
358	●	4
348	●	4
340	●	4

Pro's Tip:

A tee shot up the right-hand side missing the fairway bunker is essential. A second shot into a small target awaits. If the flag is tucked behind the large sleeperd bunker it will be a risk and reward.



Green Details



226	●	3
206	●	3
196	●	3
186	●	3

226	●	3
206	●	3
196	●	3
186	●	3

207
187
177
167

13th Tee

OoB

207
187
177
167

Green

OoB

A long par 3
demanding a wood or
long iron, missing the
large undulating green
short and straight
offers the best chip
and putt save.

Green Details

38

13

514	●	5
498	●	5
489	●	5
489	●	5

OoB

OoB

87

109

150

182

252

226

210

201

201

285

320

OoB

15th
Tee

Pro's Tip:

The ideal tee shot is right to left avoiding the left bunkers giving you a good chance to reach in two but beware missing the green left, right or long as this will leave you a very difficult pitch.

Green Details



14

442	●	4
439	●	4
435	●	5
435	●	5

Pro's Tip:

A blind tee shot to the left side of the fairway will make the long second to this demanding par 4 a little easier giving a better chance of avoiding the tricky bunker short right of the green.

260
257
253
253

Green Details



15

403	●	4
373	●	4
368	●	4
362	●	4

Pro's Tip:

A good tee shot avoiding the OOB and bunkers will leave a second shot to a blind green. Avoid the gorse front right of the green.

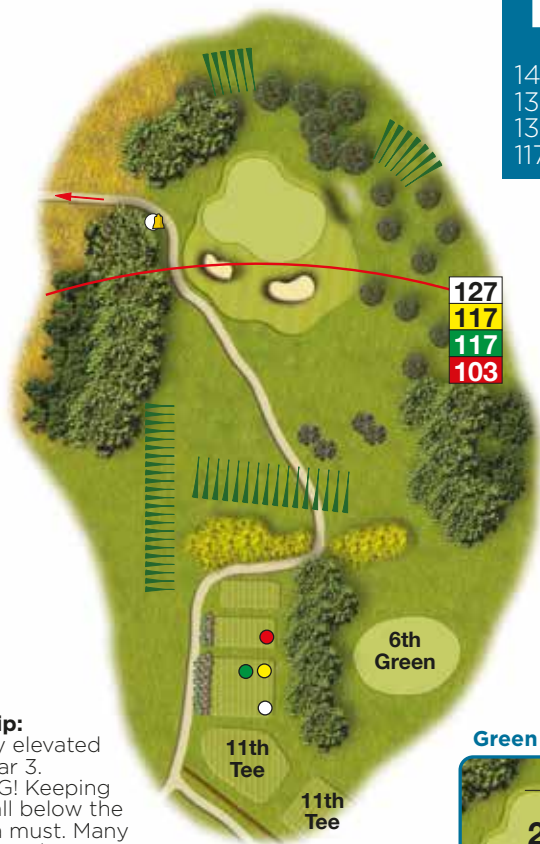
245
215
210
204

Green Details



16

141	●	3
131	●	3
131	●	3
117	●	3



Pro's Tip:

A lovely elevated short par 3. WRONG! Keeping your ball below the flag is a must. Many walk onto the green thinking birdie and walk off bogey. Watch the back spin.

Green Details



17

312	●	4
303	●	4
290	●	4
286	●	4

Pro's Tip:

The drive needs to be on the right side avoiding the O.O.B. and trees on the left, this sets up a mid to short iron to a two tier green sloping away and gathering from the right.



237
228
215
211

Green Details



18

473	●	4
439	●	4
416	●	5
430	●	5

Pro's Tip:

A brilliant hole and a card wrecker, trouble everywhere. A tee shot down the left side avoiding the fairway bunkers will leave a flat lie for the daunting second over the water. Uncertainty on the second shot must be avoided. A bogey is no disgrace here, many will take more.

Green Details





NORWICH FAMILY GOLF CENTRE

For all your golfing needs...



9 Hole Golf Course • Golf Shop • Golf Lessons
Putting Green • Chipping Green • 24 Covered Bays
Floodlights • Power Tees • Heated Bays
Conference Room • Adventure Golf • Kids Parties
Birthday, Stag and Hen Parties
Cafe Serving Fresh Food • Fully Stocked Bar
Member Discounts and Visitor Loyalty Rewards

FLOODLIT RANGE
OPEN 7 DAYS A WEEK



**18 HOLE, JUNGLE THEME
ADVENTURE GOLF**



1

369	●	4
362	●	4
355	●	4

240
233
226

167

199

OoB

OoB

OoB

Pro's Tip:

A straight tee shot needed to this generous fairway, (be aware of the pond on the right hand side) will leave a mid to short iron to the green.

Green Details



334	●	4
324	●	4
314	●	4



Pro's Tip:

A long iron or fairway wood aimed over the marker will leave you in perfect position for a downhill shot into a small green with O.O.B. close on the right and behind.

3

141	●	3
134	●	3
126	●	3

Pro's Tip:

An uphill par 3 needing a mid to long iron depending on whether the flag is at the front or back of this tiered green.



4

281	●	4
274	●	4
266	●	4

Pylon

47

87

196

189

181

138

Pro's Tip:

Care needs to be taken to place the tee shot near the edge of the slope and short of the pylon with a mid iron or utility club. The approach shot needs to land short and left of the hole to give the best chance of hitting the green.

Green Details

23

5

141	●	3
132	●	3
124	●	3



130
121
113

Green Details



Pro's Tip:

A mid iron is needed for this slightly uphill, picturesque par 3. Pay attention to the pin position as the green is wickedly undulating.

6

507 ● 5
492 ● 5
399 ● 5

Pro's Tip:

The first of two consecutive par 5s. A blind tee shot aimed over the marker post will leave a choice for your second shot, either a layup short of the cross bunkers or risk a fairway wood and leave a shorter third shot into a small green, again with trouble lurking just over the green.

215
200
107

Green Details



7

561	●	5
556	●	5
549	●	5

Pro's Tip:

A sweeping dog-leg with a left to right tee shot you will avoid O.O.B. on the right and hidden bunker on the left. A long second shot avoiding two well placed fairway bunkers will leave a mid to short iron to a small green.

8th Tee

OoB

127

189

OoB

225
220
213

OoB

370

Green Details

19

8

401 ● 4
394 ● 4
356 ● 4

401	●	4
394	●	4
356	●	4

A mid range par 4 needing a tee shot over the marker post, this will leave a mid iron to another small green, with danger again close through the green.



9

384 ● 4
378 ● 4
341 ● 4

Pro's Tip:

A straight drive is needed, avoiding the O.O.B. on the right, leaving a mid to short iron to the finishing green.

8th Tee

108

181

228

240

200
194
157

OoB

Green Details



Green Fee Voucher

2-for-1

on our 18 or 9 hole course

*This voucher entitles the bearer to two visitor green fees
or two members guest fees for the price of one.*

Valid anytime after 11am.

Voucher must be redeemed at time of purchase.



PETER FIELD
PGA Golf Professional
— We Talk Golf —

**EXCLUSIVE TO
BAWBURGH VISITORS
10% OFF
ALL GPS UNITS**

(PLEASE REDEM IN STORE AT PETER FIELD GOLF SHOP)



wes@talkgolf@peterfieldgolf.co.uk



www.peterfieldgolf.co.uk



BAWBURGH
GOLF CLUB

Contact us

01603 740404

bawburgh.com

info@bawburgh.com

